



## **Benchmark Description Report**

**Tuesday, August 14, 2012**

**Electrician  
Daugharty Group Inc.**

# Contents

<b>Part 1 – Report Introduction</b> .....	<b>3</b>
Purpose of the Benchmark Description Report.....	3
What is a Prevue benchmark?.....	3
How is the Prevue Benchmark used?.....	3
<b>Part 2 – The Prevue Benchmark Graph</b> .....	<b>4</b>
<b>Part 3 –Prevue Scale and Benchmark Descriptions</b> .....	<b>5</b>
Abilities Scales.....	5
General Abilities.....	5
Working With Numbers.....	6
Working With Words.....	6
Working With Shapes.....	7
Interests/Motivation Scales.....	8
Working With People.....	8
Working With Data.....	8
Working With Things.....	9
Personality Scales.....	10
Diplomatic / Independent.....	10
Cooperative / Competitive.....	10
Submissive / Assertive.....	11
Spontaneous / Conscientious.....	11
Innovative / Conventional.....	12
Reactive / Organized.....	12
Introvert / Extrovert.....	13
Self-Sufficient / Group-Oriented.....	13
Reserved / Outgoing.....	14
Emotional / Stable.....	14
Restless / Poised.....	15
Excitable / Relaxed.....	15
Social Desirability.....	16

## Part 1 – Report Introduction

### Purpose of the Benchmark Description Report

This report is designed to provide management at Daugharty Group Inc. with a better understanding of the characteristics of the preferred candidate for the Electrician position.

Part 2 of this report offers a graphic presentation of the abilities, interests and personality traits evident in top performers in the Electrician position. This graph appears in all Prevue Assessment reports to provide candidate information for screening, selection, coaching and succession planning activities.

Part 3 presents detailed descriptions of each of the benchmarks for the four Abilities scales, three Interests/Motivation scales, and thirteen Personality scales. The Prevue Assessment examines all of these scales with respect to the Electrician position.

### What is a Prevue benchmark?

The Prevue Benchmark that will be developed for the Electrician position at Daugharty Group Inc. is a profile of the work-related abilities, interests/motivation, and personality traits of top performers in the position. The benchmark provides data about the requirements of the job and can be used to supplement, organize, and analyze the information provided in résumés, background searches, or the interview. The Prevue Benchmark is customized to address the unique requirements of the job within a particular corporate culture.

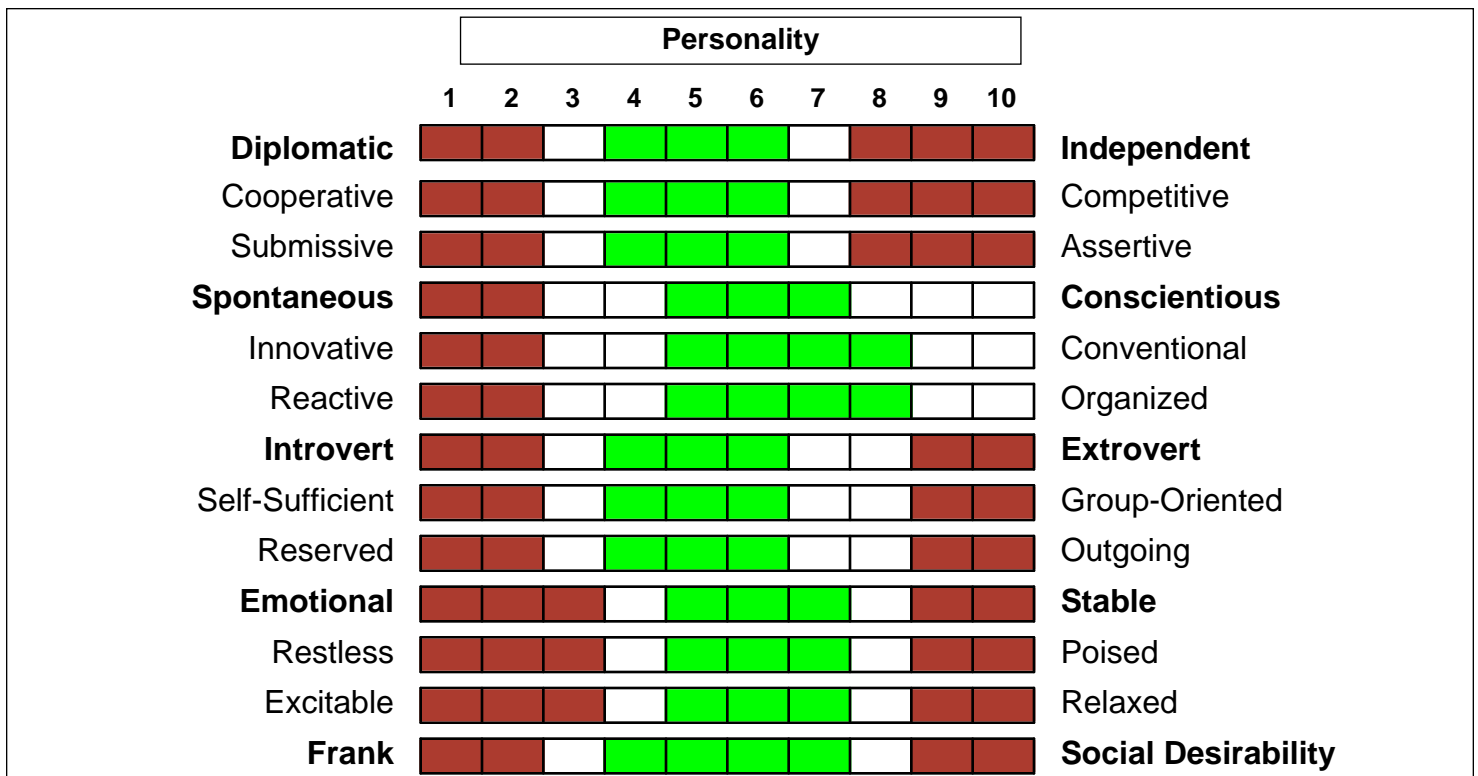

### How is the Prevue Benchmark used?

Managers can use the Prevue Benchmark to:

- Select the best candidate for the position
- Obtain essential information beyond résumés, background searches or interviews
- Compare candidates to a preferred standard
- Identify individual training and coaching requirements
- Provide succession planning for the position and career planning for employees

## Part 2 – The Prevue Benchmark Graph

This graph illustrates the required characteristics for the Electrician position as determined by management at Daugharty Group Inc.. Preferred candidates will produce scores within the shaded areas shown on the scales of the benchmark.



## Part 3 –Prevue Scale and Benchmark Descriptions

The Prevue Benchmark is comprised of benchmarks for each of the Abilities, Interests/motivation and Personality scales measured by the Prevue Assessment. These characteristics should be evident in prospective top performers in the Electrician position. The preferred candidates for the position will produce scores on the Prevue Assessment that fall on or are very close to the benchmarks shown on each of the scales. The following pages provide both Scale and Benchmark Descriptions.

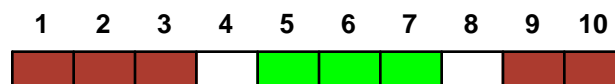
### Abilities Scales

#### General Abilities

##### Scale Description

**General Ability** (based on **Working with numbers, words and shapes**) is an excellent predictor of performance in a wide range of occupations and training courses. Low to moderate levels are good for jobs requiring monotonous repetition and/or unskilled manual labour; mid-range is usually better for jobs requiring more training such as clerical work, administration, and/or skilled labour; and high levels are often important for decision-makers, managers, and advanced technical positions.

##### Benchmark Graph



##### Benchmark Description

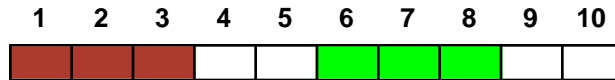
This benchmark indicates that average to above average General Abilities are required for successful performance in the Electrician position. Depending on the specific ability required, a top performer might learn new procedures at a normal to moderately fast pace. The best work environment may be somewhat challenging with reasonable demands. Candidates with either below average or high General Abilities might not be suitable for this position.

## Working With Numbers

### Scale Description

**Working with numbers** shows the ability to use numbers for abstract reasoning and problem-solving. In many occupations—clerical, accounting, technical, sales, and managerial—the ability to work with numbers is essential.

### Benchmark Graph



### Benchmark Description

Based on this benchmark, a top performer might have average to above average numerical ability. The position probably requires intermediate arithmetic skills as well as some statistical analysis. Candidates with below average ability may have difficulty with some tasks. Candidates with high scores in numerical ability could also be a poor fit for this position.

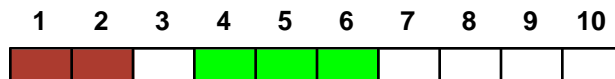
## Working With Words

### Scale Description

**Working with words** is the ability to use written language for reasoning and problem-solving. In many occupations—clerical, administrative, technical and managerial—the ability to work with written language is a fundamental requirement. While fluency or direct communication is different from verbal reasoning, there is a moderate correlation between scores on this scale and communication skill. People who score at the upper end of **Working with words** are more likely to be good communicators, but excellent fluency and good communication skills can occur irrespective of scores on this scale.

Note: Fluency can be assessed from the résumé and covering letter, and oral communication skills should be measured in the interview.

### Benchmark Graph



### Benchmark Description

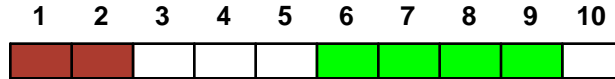
Based on this benchmark, a top performer could have below average to average ability with written language. The position may require mainly simple verbal skills such as straightforward reading, writing, and recognition of spelling errors. Candidates with above average ability with words might not reach their potential in this position. Candidates with low ability might find some tasks overly challenging.

## Working With Shapes

### Scale Description

**Working with shapes** involves a several facets of mental ability. Most important is the ability to imagine how something will look when it is moved in space or when its component parts are rearranged. Spatial visualization skills are important for tasks such as interpreting blueprints and diagrams, understanding graphs and charts, arranging objects for display or storage, and so on.

### Benchmark Graph



### Benchmark Description

Based on this benchmark, a top performer will have average to high spatial ability. The position probably requires basic spatial skills for packing or arranging objects for storage, display, or delivery as well as higher-level tasks such as work with flow charts or diagrams and spatial analysis. Candidates with below average ability could have difficulty with these tasks.

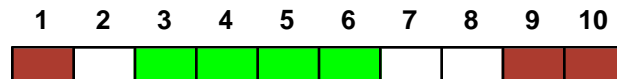
## Interests/Motivation Scales

### Working With People

#### Scale Description

**Working with people** indicates the preferred frequency, quality, and intensity of social contact for optimal job satisfaction. This satisfaction influences performance, especially in the long term.

#### Benchmark Graph



#### Benchmark Description

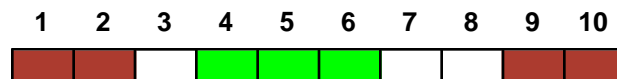
This benchmark denotes that the Electrician position requires a candidate with below average to average interest in Working with People. The preferred candidate will be content to work with moderate interaction with people and will likely choose e-mail and telephone calls (rather than face-to-face meetings) as contact methods. The top performer might be inclined to avoid frequent tasks needing advanced people skills. Candidates with either low or above average interest in people could be less suitable for this position.

### Working With Data

#### Scale Description

**Working with data** measures interest in information and analytical processes as well as overall motivation to work with facts and figures.

#### Benchmark Graph



#### Benchmark Description

This benchmark denotes that the Electrician position requires candidates with below average to average scores on Working with Data. The preferred employee likely wants some tasks involving figures, statistics, or accounts. Candidates with above average interest in information could be less suitable for this position. Candidates with low interest could also be a poor fit.

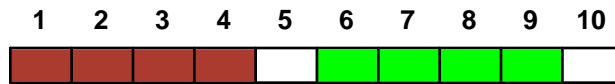


## Working With Things

### Scale Description

**Working with things** measures willingness to manipulate tools and machines and to operate equipment, computers, and other inanimate objects.

### Benchmark Graph



### Benchmark Description

This benchmark denotes that the Electrician position requires a candidate with an average to high score on Working with Things. The preferred employee likely performs well with simple, reliable equipment and may take on some challenging tasks to operate more complex machinery. Candidates with below average motivation for tools and objects would need to exert themselves for these tasks.

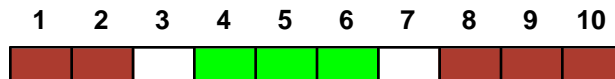
## Personality Scales

### Diplomatic / Independent

#### Scale Description

**Diplomatic to Independent major scale** measures willingness to compromise self-interest to be diplomatic in establishing relationships with others. It is based on a person's competitive instincts and assertiveness.

#### Benchmark Graph



#### Benchmark Description

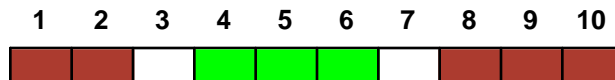
This benchmark signifies that a moderately diplomatic to balanced person is required in the Electrician position. The top performer will tend to be fairly good at getting things done while generally avoiding conflict and controversy. This person could be a reasonably self-confident, supportive team player with some potential for leadership. An extremely diplomatic employee might lack the determination necessary for excellent performance. Similarly, this position might not suit a moderately to highly independent employee who values achievement above relationships.

### Cooperative / Competitive

#### Scale Description

**Cooperative to Competitive minor scale** measures a person's need to win. Some people are eager to be cooperative and refuse to engage in any form of competition. Conversely, others are driven to compete for high achievement but to the detriment of all other considerations.

#### Benchmark Graph



#### Benchmark Description

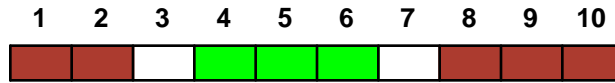
This benchmark shows that a moderately cooperative to balanced person is required. The preferred candidate will value team spirit and tend to restrain personal ambition. A competitive employee, who strives hard for personal success and individual recognition, could be less effective in this position. Similarly, an extremely cooperative person, who seldom thinks about winning or losing, might also be a poor fit.

## Submissive / Assertive

### Scale Description

**Submissive to Assertive minor scale** measures willingness to dominate people and events.

### Benchmark Graph



### Benchmark Description


This benchmark indicates that successful performance in this position likely requires a moderately submissive to balanced person. The top performer may be cautious about speaking out on controversial issues and more willing to act as peacemaker and to avoid conflict. The preferred candidate will be reasonably outspoken and will usually accept the leadership role if this is encouraged or requested. Moderately to highly assertive candidates, who might push personal opinions and enjoy open debate, could be less effective in this position.

## Spontaneous / Conscientious

### Scale Description

**Spontaneous to Conscientious major scale** describes the actions of those who seldom plan anything and whose responses are almost always spontaneous versus those who tend to display consistent, planned and predictable behavior. This scale is based on the minor scales relating to conventional and organized behavior.

### Benchmark Graph



### Benchmark Description

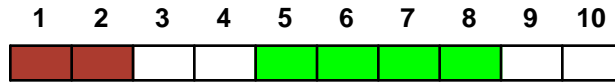
This benchmark signifies that a balanced to moderately conscientious person is required for the Electrician position. The top performer will tend to be dependable, well prepared though careful planning, and usually meticulous. The preferred candidate will balance doing things well with doing them as fast as possible. This position might be unsuitable for a spontaneous candidate who could lack necessary preparation skills. At the other end of the scale, a highly conscientious person could lack necessary flexibility.

## Innovative / Conventional

### Scale Description

**Innovative to conventional minor scale** measures the likelihood of creative thinking and reliable behavior.

### Benchmark Graph



### Benchmark Description


This benchmark denotes that a balanced to moderately conventional person is required. The top performer will likely have reliable work habits, a neutral approach to change and upgrading, and some flexibility regarding rules. The preferred candidate will be careful in problem-solving, able to invent or adapt as necessary, and should function productively in a reasonably predictable work environment with some irregularity in the pace of assignments. An innovative candidate, who likes a fast-moving, unpredictable environment with few rules, might be a poor fit. Similarly, a highly conventional worker, who resists change and adheres to traditional methods, could also be unsuitable for this job.

## Reactive / Organized

### Scale Description

**Reactive to organized minor scale** determines preference for planning, detail, schedules and order. Some people would rather innovate and improvise while engaging in "big picture" thinking but, for others, meticulous planning is essential for job satisfaction.

### Benchmark Graph



### Benchmark Description

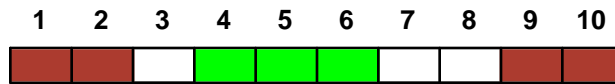
This benchmark indicates that a balanced to moderately organized person is required. The appropriate employee will likely have good planning skills, reasonable punctuality, and a tidy work area. The top performer will generally respond appropriately to change and will balance the long view with the work at hand. A reactive candidate, who is less inclined to plan or schedule and prefers to respond to new situations as they arise, might not be as effective in this position. At the other end of the scale, a highly organized candidate, who may be very cautious, reluctant to disrupt plans, and overly concerned with tight scheduling, could also be unsuitable for this job.

## Introvert / Extrovert

### Scale Description

**Introvert to Extrovert major scale** describes how a person interacts with others and measures the degree of social contact required. This scale is based on the minor scales for group-oriented and outgoing behavior.

### Benchmark Graph



### Benchmark Description

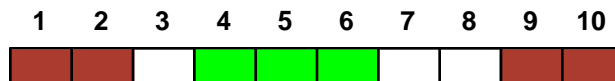
This benchmark signifies that moderately introverted to balanced people are required for the Electrician position. The top performer will likely have nearly equal needs for companionship and time alone. This employee will probably thrive in a range of moderate social situations and contribute without drawing undue personal attention. The position might not suit an extreme introvert, who may prefer to avoid meeting people in business activities. Conversely, moderately to highly extroverted candidates, who want lively, social interaction with co-workers and clients, could also be a poor fit for this position.

## Self-Sufficient / Group-Oriented

### Scale Description

**Self-sufficient to Group-oriented minor scale** measures whether a person prefers to generate ideas and stimulation in solitude or with a group.

### Benchmark Graph



### Benchmark Description

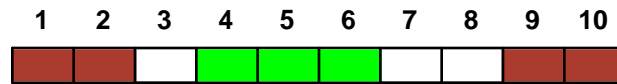
This benchmark denotes that the required person will often be moderately self-sufficient to balanced. The appropriate employee will likely be resourceful and function well with varying periods of minimal social contact. While capable of working with others, this person tends to avoid prolonged activity in noisy, busy work areas. An extremely self-sufficient candidate, who may be intensely solitary and need privacy, might not be a good fit. Similarly, this position could be less appropriate for group-oriented candidates, who prefer social settings with opportunity for discussion, approval, and support.

## Reserved / Outgoing

### Scale Description

**Reserved to Outgoing minor scale** measures whether a person's nature is to be somewhat detached from others or overtly friendly.

### Benchmark Graph



### Benchmark Description

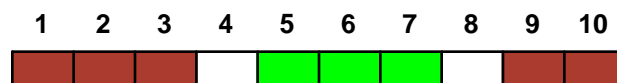
This benchmark indicates that the Electrician position most likely requires a moderately reserved to balanced candidate. The appropriate employee will enjoy some variety in assignments but also tolerates routine tasks well. Although generally placid, this person can act on impulse without being disruptive. In social settings at work, the top performer will act carefully when speaking out and will infrequently seek special attention. This position could be less suitable for moderately to highly outgoing candidates who may prefer more variety and excitement. At the other end of the scale, an extremely reserved person might be too detached to be effective.

## Emotional / Stable

### Scale Description

**Emotional to Stable major scale** describes reactions to changing conditions and new people. This scale is based on the minor scales related to restlessness and excitability.

### Benchmark Graph



### Benchmark Description

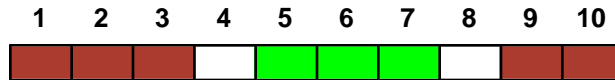
This benchmark signifies that a balanced to moderately stable candidate is required for the Electrician position. The top performer will tend to be secure and pragmatic when dealing with adversity, and usually accepts others at face value. Moderately to extremely emotional candidates might be unduly stressed in this position and some steadiness is necessary for excellent performance. At the other end of the scale, highly stable candidates might be perceived as impassive and they, too, could be less effective.

## Restless / Poised

### Scale Description

**Restless to Poised minor scale** indicates of how people respond to stress such as adverse events and the negative things that other people say, think or do. Some people can be unduly sensitive to this stress while others may seem impervious.

### Benchmark Graph



### Benchmark Description

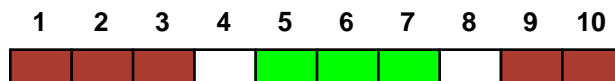
This benchmark denotes that the required person will be balanced to moderately poised. The top performer will have fairly good coping skills for most embarrassments, setbacks, and personal criticism. This employee will keep an open mind about the world and will only lose objectivity when personally involved in a conflict. A moderately to extremely restless candidate, who is easily upset and irritated, might not be as effective in this position. At the other end of the scale, a highly poised candidate could be perceived as unfazed by adversity and therefore might also be a poor fit for this position.

## Excitable / Relaxed

### Scale Description

**Excitable to Relaxed minor scale** measures response to potentially stressful situations. Some people are visibly upset by unexpected circumstances while others manage their emotions well.

### Benchmark Graph



### Benchmark Description

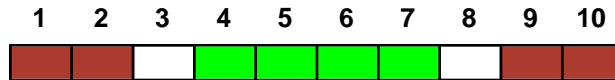
This benchmark indicates that a balanced to moderately relaxed person is preferred. The top performer will tend to be easy-going and generally accepts others at face value with few doubts about their trustworthiness. This person probably stays cool when things go wrong and has average or better coping skills for job-related stress. A moderately to extremely excitable candidate, who may be prone to worry and distrust, might not be a good fit for this position. At the other end of the scale, a highly relaxed employee, whose calm nonchalance could be seen as indifference or whose open, trusting nature could be vulnerable to exploitation, might also be less effective.

## Social Desirability

### Scale Description

**Social desirability** scale indicates how much the desire to present a good impression has influenced answers in the **Prevue Assessment™**. Most people will score in the middle range (4-5-6-7), but both high and low scores must be reviewed with care.

### Benchmark Graph



### Benchmark Description

This benchmark indicates that the preferred candidate should be neither extremely frank nor highly influenced by social desirability and what is socially acceptable. Any impression, from mildly frank and negative to potentially less frank and mildly positive, will be satisfactory.